

SCORPIUS N4406

NORDIC LIGHTS® Scorpius N4406 work light offers a hugely improved lumens/Watt efficacy compared to its original predecessor. This LED work light has a long lifetime and high operational safety with minimum maintenance. The Scorpius N4406 is suitable for harsh conditions and a wide range of applications.



Not all products are available in all markets. During continuous improvement specifications and design are changing. All values are nominal values. Illustrations do not necessarily show the design of every version and some features are version specific. The lumens output varies depending on lens colour.

TECHNICAL DATA

Theoretical Lumens Output	3700 lm	Vibration	15.3Grms 24-2000Hz
Operational Lumens Output	2300 lm	Lens	PC
Colour Temperature	5700 K	Body / Housing	Aluminium
Nominal Voltage DC	12 - 24 V	Weight	1.1 kg
Input Voltage DC	9 - 32 V	IP Rating	IP68, IP6K9K, SAE J1455
Power Consumption	22 W	Salt Spray Test	ISO 9227 240H
Nominal Current at	24V=0.9A, 12V=1.8A	EMC	CISPR 25 Class 5, ISO 13766, ISO 14982, ISO 7637-2
Connector	Built-in Deutsch DT-2 (2-pin)	Operating Temperatures	-40°C... +85°C (Overheat protected)
Mount	Single Bolt M10	Part Numbers	High Beam: 984-078, Flood: 984-076, Wide Flood: 984-072, Low Beam: 984-077
Shock	60G		

CONNECTORS



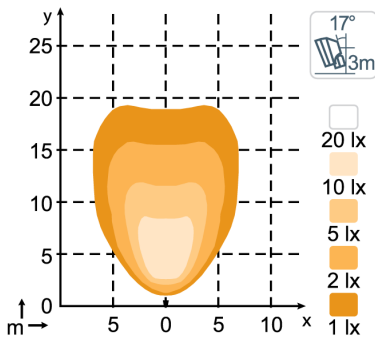
Built-in Deutsch DT-2 (2-pin)

KEY FEATURES

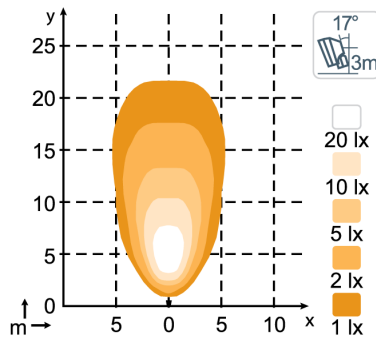
- Vibration and shock resistant
- Operational lumens output: 2300lm
- For harsh conditions

LIGHT PATTERNS

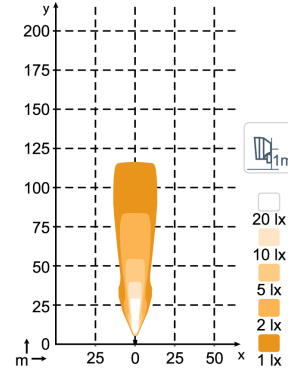
**N4405 QD, N4406, 2300lm
Wide Flood**



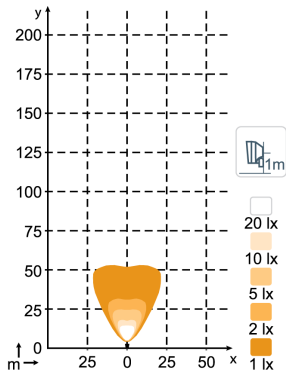
**N4405 QD, N4406, 2300lm
Flood**



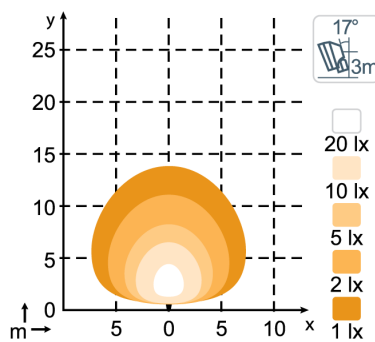
**N4405 QD, N4406, 2300lm
High Beam**



**N4405 QD, N4406, 2300lm
Low Beam**



**N4405 QD, N4406, 1840lm
Diffused**



DRAWINGS

